

PROCESS

CHILLERS

# TECS2 HFO-Y

**AIR AND WATER COOLED CHILLERS WITH MAGNETIC  
LEVITATION COMPRESSORS AND HFO 1234ZE  
REFRIGERANT, FROM 339 KW TO 1364 kW**




**“The ultimate objective of this Convention is to achieve stabilization of greenhouse gas concentrations in the atmosphere at a level that would prevent dangerous anthropogenic interference with the climate system. Such a level should be achieved with a time frame sufficient to allow ecosystems to adapt naturally to climate change, to ensure that food production is not threatened and to enable economic development to proceed in a sustainable manner.”**



United Nations  
Framework Convention on Climate Change  
UNFCCC, 1992

# THE CALL FOR CLIMATE ACTION

Tackling stratospheric ozone depletion and the greenhouse effect have led to drastic regulatory changes in the HVAC&R industry. Starting from the United Nations Framework Convention on Climate Change UNFCCC, the Member States are progressively setting more challenging targets in order to:



## Reduce greenhouse gas emissions (GHG)

Reduction in greenhouse gases and -40% of CO<sub>2</sub> emissions by 2030



## Tackle climate change

Keeping global warming within 2°C compared to pre-industrial era (1850)



## Promote sustainable development

Increasing use of renewables and efficiency targets for energy related products

## This has posed new challenges for the HVAC industry:

### Against Global Warming



**Refrigerant greenhouse and global warming potential are measured by two parameters:**

- ▶ **ODP** Ozone Depletion Potential
- ▶ **GWP** Global Warming Potential

While in the past the main focus was on reducing ODP values down to 0, new regulations now encourage Member States to work harder on GWP.

### Challenging efficiency targets



Countries are becoming more and more aware that environmental targets must be regulated by laws and programs in terms of energy efficiency targets related both to products:

- ▶ **ERP** Ecodesign 2009/125/EC
- ▶ **MEPS**

and to buildings:

- ▶ **LEED**
- ▶ **BEAM**
- ▶ **Green Mark**
- ▶ **Green Star**
- ▶ **BREEAM**



# RESPONDING TO CLIMATE CHANGE WITH

## TECS2 HFO-Y

New generation chillers with magnetic levitation technology and HFO refrigerant embracing an innovative forward-looking concept of sustainability:



### GREEN



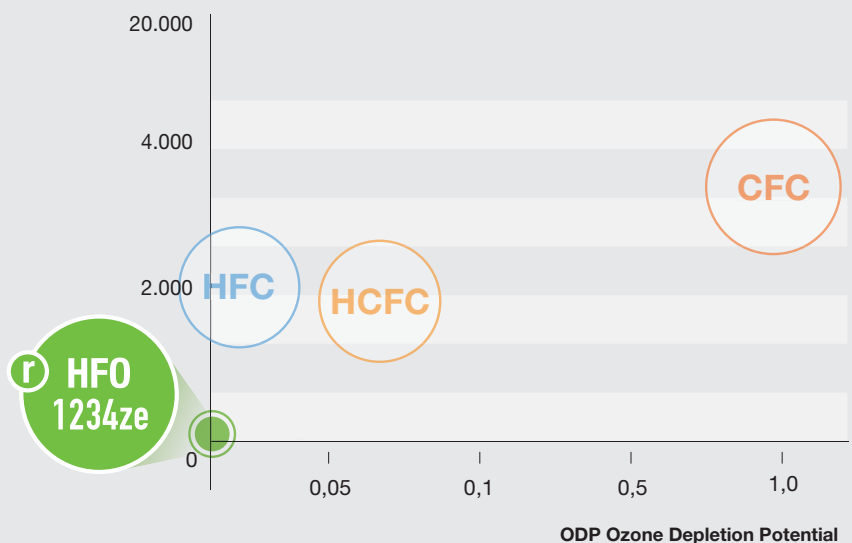
## The eco-friendly alternative to HFCs

### HFO, the new generation low GWP refrigerant

The 4<sup>th</sup> generation refrigerant HFOs result in being the perfect solution to keep ODP=0 and GWP levels near zero.

HFO 1234ze is a gas blend characterised by extremely low GWP whilst maintaining high efficiency values. Thanks to its compatibility with standard construction materials and operating performance similar to R134a, the new HFO 1234ze is the perfect alternative to HFC refrigerants.

GWP Global Warming Potential



### Negligible GWP

HFO 1234ze GWP<sub>100</sub> year < 1  
 R134a GWP<sub>100</sub> year = 1300  
 (GWP values according to IPCC rev. 5<sup>th</sup>)

### Rapid molecule disintegration in the atmosphere

HFO 1234ze = 2 weeks  
 R134a = 14 years

### Approved by international standards (ASHRAE 34, ISO 817)

HFO 1234ze classification=A2L (non toxic, mildly flammable), safety group 2 for PED (same as R134a)

### Compatible with common construction materials

No special components  
 No extra cost

### In-line with F-Gas regulation objectives

No future retrofit required



All the advantages of an eco-friendly refrigerant combined with high performing magnetic levitation technology, together with the renowned quality of Climaveneta brand solutions. This is TECS2 HFO-Y's key feature for a long-term sustainable solution that satisfies even the strictest environmental requirements.

## EFFICIENCY



### The ultimate technology for unbeatable performance

#### High performance magnetic levitation technology

TECS2 HFO-Y is the latest technology of chillers with magnetic levitation compressor optimised for HFO 1234ze refrigerant.

The new chiller optimised for HFO is even more performing than its predecessor working with R134a, displaying an increased efficiency value of 3% if considering the same cooling capacity.

#### Reliability and extended life cycle

Reliability is key in units meant to be forerunners. Thanks to a decade of experience in magnetic levitation compressor units and thousands units installed all over the world, Climaveneta brand represents the best proof of total reliability, significant cost savings and longer life cycle (HFO doesn't need any future retrofit due to refrigerant legislation compliance).

#### Higher efficiency than similar chillers with R134a


TECS2 HFO-Y EER 3,5	<b>+3,3%</b>
TECS2 EER 3,4	
TECS2-W HFO-Y EER 5,2	<b>+4%</b>
TECS2-W EER 5,0	

#### Less annual energy consumption than similar chillers with R134a

TECS2 HFO-Y ESEER 5,6	<b>+3,7%</b>
TECS2 ESEER 5,4	
TECS2-W HFO-Y ESEER 8,2	<b>+3,8%</b>
TECS2-W ESEER 7,9	

Average values of the series, according to EN14511:2011

# TECNOLOGICAL CHOICES




**R** HFO1234ze

## MAGNETIC LEVITATION COMPRESSOR SPECIFICALLY DESIGNED FOR HFO

TECS2 HFO-Y is the result of a smart combination between the centrifugal compressor with magnetic levitation technology and the HFO 1234ze refrigerant. It is well known that the efficiency levels achieved by the magnetic levitation compressors are far superior to those with traditional volumetric compressors.

Besides the reduction of weight and dimensions with respect to traditional compressors, this is a solution that permits the compressor to operate without any oil at all, allowing a significant improvement in the heat exchange performance. Vibrations are virtually eliminated together with possible jolts due to inrush current in the start up phase: the unit's wear is minimised.

The new HFO magnetic levitation compressor is 3% more efficient than similar technology working with R134a.



## NEW GENERATION EC FANS

EC electronic commutation fans are characterised by high efficiency motor and, according to Regulations 327/2011, their Efficiency Grade is far superior to any other AC fan.

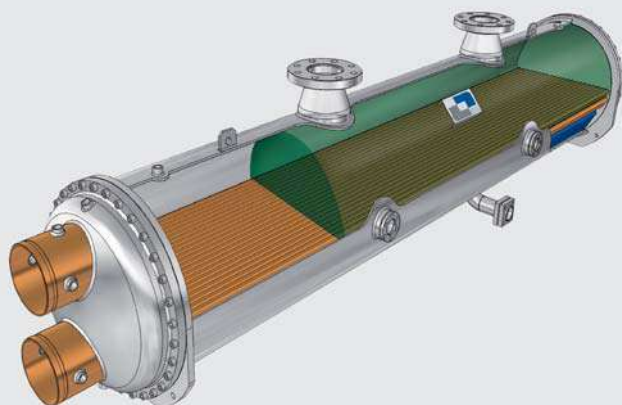
Their extraordinary efficiency, together with really low inrush current, improves chiller performance, especially at partial loads, and contributes to the overall reliability of the unit and thus to relevant running cost savings.

**The ability to continuously modulate the rotational speed and perfectly adapt to the plant requirements, provides great advantages in terms of:**

- ✓ Minimised sound levels and energy consumption at any load condition
- ✓ Large running cost savings
- ✓ Premium efficiency, especially when all year round operation is required

Efficiency, reliability, silent operation. But also great care to the environmental effects of its components. All of these premises have led to the creation of TECS2-HFO-Y: the most advanced and eco-compatible solution available on the market.

## ADVANCED CONTROLLER



The new controller features proprietary settings which ensure fast adaptive responses to different dynamics. The interface is intuitive and user-friendly thanks to the adoption of LED icons for a full and immediate status display of the various circuits.

**As an option, a touch screen interface is available with:**

- ✓ 7" color display
- ✓ USB port, for quick and easy application updates and download of all registered variables in graphic form.

## INNOVATIVE DESIGN OF THE HEAT EXCHANGERS

The flooded evaporator, fully designed and built internally, together with the shell and tube condenser (in water source units), present an exclusive design aimed at maximising the cooling capacity and optimising the operation of the compressors.

The shell and tube condenser is designed to ensure reduced pressure drops on the water side and to decrease the pumping costs as much as possible. In the evaporator the complete flooding of the tubes is also guaranteed during partial load conditions by an electronic expansion valve, managed by proprietary control logics.

**On the evaporator the presence of the refrigerant fluid in the shell side and water in the tube side allows:**

- ✓ Minimisation of pressure drops
- ✓ Perfect unified temperature as well as complete refrigerant evaporation
- ✓ No surface for the over-heating
- ✓ Easy cleaning operations

## STANDARD INTERFACE

Easy-to read LED icons



Controls for easy and safe access to the unit's setting

## OPTIONAL TOUCH SCREEN INTERFACE

7" colour display



USB port

# TECS2 HFO-Y 0351-1053

## HIGH EFFICIENCY AIR COOLED CHILLER FOR OUTDOOR INSTALLATION (339-1017 KW)

Units for outdoor installation, characterised by an extremely compact layout and 4<sup>th</sup> generation refrigerant HFO 1234ze. TECS2 HFO-Y units easily adapt to different thermal load conditions thanks to the precise thermoregulation together with the use of inverter technology.

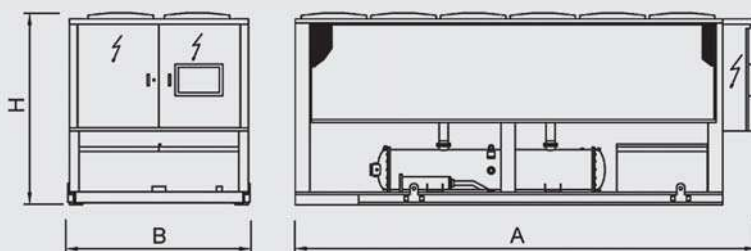


### TECS2 HFO-Y / SL-CA-E

			0351	0702	1053
Power supply	V/ph/Hz		400/3/50	400/3/50	400/3/50
<b>PERFORMANCE</b>					
<b>COOLING ONLY (GROSS VALUE)</b>					
Cooling capacity	(1) kW		339	679	1017
Total power input	(1) kW		96,3	192	282
EER	(1) kW/kW		3,52	3,53	3,60
ESEER	(1) kW/kW		5,56	5,96	6,00
<b>COOLING ONLY (EN14511 VALUE)</b>					
Cooling capacity	(1)(2) kW		338	677	1014
EER	(1)(2) kW/kW		3,48	3,50	3,55
CERTIFIED ESEER	(1)(2) kW/kW		5,36	5,75	5,64
Cooling energy class			A	A	A
<b>EXCHANGERS</b>					
<b>HEAT EXCHANGER USER SIDE IN REFRIGERATION</b>					
Water flow	(1) m <sup>3</sup> /h		58,4	117	175
Pressure drop	(1) kPa		27,4	23,1	45,7
<b>COMPRESSORS</b>					
Compressors nr.	N°		1	2	3
No. Circuits	N°		1	1	2
<b>NOISE LEVEL</b>					
Noise Pressure	(3) dB(A)		58	59	60
Noise Power	(4) dB(A)		90	92	93
<b>SIZE AND WEIGHT</b>					
A	(5) mm		4000	7900	9700
B	(5) mm		2260	2260	2260
H	(5) mm		2430	2430	2430
Operating weight	(5) kg		3130	6450	7610

#### Notes:

- 1 Plant (side) cooling exchanger water (in/out) 12°C/7°C;  
Source (side) heat exchanger air (in) 35°C.
- 2 Values in compliance with EN14511-3:2011.
- 3 Average sound pressure level at 10m distance, unit in a free field on a reflective surface;  
non-binding value calculated from the sound power level.
- 4 Sound power on the basis of measurements made in compliance with ISO 9614.
- 5 Unit in standard configuration/execution, without optional accessories.



#### Accessories:

- ▶ VPF (Variable Primary Flow) kit:  
\variable flow pumps with on board regulation
- ▶ Electromagnetic compatibility (EMC) - EN6100-6-3 for residential environments
- ▶ Compressors' power factor correction 0.95
- ▶ Remote control keyboard (distance up to 200m or up to 500m, available with standard or touch screen keyboard)
- ▶ Hydronic group
- ▶ Set-up for remote connectivity with ModBus/Echelon protocol cards



# TECS2-W HFO-Y 0351-1414

## HIGH EFFICIENCY WATER COOLED CHILLER FOR INDOOR INSTALLATION (340-1364 KW)

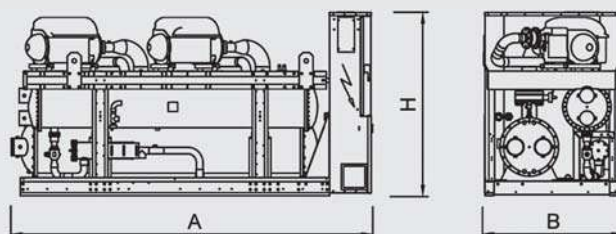
Units for indoor installation, characterised by a minimum footprint and 4th generation refrigerant HFO 1234ze. Conceived to be extremely flexible and reliable units, TECS2-W HFO-Y are also available with the /H function (heat pump reversible on hydraulic side).



TECS2-W HFO-Y / HC			0351	0712	1053	1414
Power supply	V/ph/Hz		400/3/50	400/3/50	400/3/50	400/3/50
<b>PERFORMANCE</b>						
<b>COOLING ONLY (GROSS VALUE)</b>						
Cooling capacity	(1) kW		340	676	1015	1364
Total power input	(1) kW		63,0	127	190	251
EER	(1) kW/kW		5,39	5,34	5,35	5,43
ESEER	(1) kW/kW		9,01	9,40	9,32	9,51
<b>COOLING ONLY (EN14511 VALUE)</b>						
Cooling capacity	(1)(2) kW		339	674	1013	1361
EER	(1)(2) kW/kW		5,18	5,17	5,19	5,29
CERTIFIED ESEER	(1)(2) kW/kW		7,83	8,12	8,22	8,50
Cooling energy class			A	A	A	A
<b>EXCHANGERS</b>						
<b>HEAT EXCHANGER USER SIDE IN REFRIGERATION</b>						
Water flow	(1) m³/h		58,5	116	175	235
Pressure drop	(1) kPa		32,9	29,0	31,1	33,1
Water flow	(1) m³/h		69,1	138	207	277
Pressure drop	(1) kPa		40,8	39,6	32,0	23,0
<b>COMPRESSORS</b>						
Compressors nr.	N°		1	2	3	4
No. Circuits	N°		1	1	1	1
<b>NOISE LEVEL</b>						
Noise Pressure	(3) dB(A)		74	76	77	78
Noise Power	(4) dB(A)		92	94	96	97
<b>SIZE AND WEIGHT</b>						
A	(5) mm		2990	3490	4990	5450
B	(5) mm		950	1300	1300	1300
H	(5) mm		1900	1800	1800	1990
Operating weight	(5) kg		1570	3010	4380	5240

### Notes:

- 1 Plant (side) cooling exchanger water (in/out) 12°C/7°C;  
Source (side) heat exchanger air (in) 35°C.
- 2 Values in compliance with EN14511-3:2011.
- 3 Average sound pressure level at 10m distance, unit in a free field on a reflective surface; non-binding value calculated from the sound power level.
- 4 Sound power on the basis of measurements made in compliance with ISO 9614.
- 5 Unit in standard configuration/execution, without optional accessories.



### Accessories:

- ▶ Electromagnetic compatibility (EMC) - EN6100-6-3 for residential environments
- ▶ /H version (heat pump reversible on hydraulic side)
- ▶ VPF or VPF.D signal
- ▶ Condensing pressure control devices
- ▶ Integral acoustic enclosure

# “ BY FAR THE BEST PROOF IS EXPERIENCE ”

Sir Francis Bacon  
British philosopher  
(1561 - 1626)



## MALTEUROP GROUP

2015 - Metz (France)

Application:  
**Process Cooling**  
Plant type:  
**Hydronic System**

Cooling capacity: **1546 kW**  
Heating capacity: **1176 kW**

Installer:  
**DALKIA France**  
Machines installed:  
**1 x FOCS2-W/H/CA**  
**2 x TRCS2-W HFO-Z/HC/H/S 1414**

## PROJECT

Malteurop Group is leader in the malt industry working with traditional and specialty breweries, brewing groups, and whisky distilleries, together with malt-based and agribusiness industries. Labelled as an environmentally green company, one of the main points of Malteurop Group's mission is "to make sure that all agricultural, industrial, and economic activities are respectful of the environment."

## SOLUTION

To be in line with the strict Malteurop environmental standards, 2 water cooled TRCS-W HFO-Z chillers combined with a FOCS2-W unit were the perfect cooling package designed for the malt industry. TRCS2-W HFO-Z/H in heat pump configuration, were selected for the dehumidification of the malt, utilising water recovered from other processes occurring within the same plant for the source side heat exchange.

## CHALLENGE

For a group completely committed to making the environment their first priority, the choice of the HVAC system was not only a need but also a responsibility. Extremely reduced CO<sub>2</sub> emissions, sustainable technology and the highest product efficiency during each manufacturing malting process, were therefore the main objectives of the property owner.



Resulting from over 10 years of experience in managing the magnetic levitation technology, the success of TECS2 HFO-Y solutions have been already tested in several renowned projects. Because experience is not only a matter of prestige but also the best proof to provide its customers with the highest quality levels and no-compromise reliability for all kinds of applications.



**EMP Ebauches  
Micromecanique Precitrame**  
2016 - Tramelan (Switzerland)

**Application:**  
Industrial technology

**Plant type:** Hydronic system  
**Cooling capacity:** 1251 kW  
**Heating capacity:** 255 kW  
**Installed machines:**  
3x TECS2-W HFO-Y/HC/H 0351  
1x ERACS2-WQ 1002



**Vardar Fjernvarme As**  
2017 - Honefoss (Norway)

**Application:**  
Industrial Process  
Energy

**Plant type:** Hydronic System  
**Cooling capacity:** 606 kW  
**Installed machines:**  
1x i-FX HFO/CA/S 3602



**Merck Serono Sa**  
2015 Aubonne (Switzerland)

**Application:**  
Chemical & pharmaceutical

**Plant type:** Hydronic System  
**Cooling capacity:** 1015 kW  
**Installed machines:**  
1x TECS2-W HFO-Y/HC/S 1053



**Victorinox Swiss Army Watch**  
2017 - Delemont (Switzerland)

**Application:**  
Office Building


**Plant type:** Hydronic System  
**Cooling capacity:** 321 kW  
**Installed machines:**  
1x FX HFO/SL-E/S 1702



**Ecogreen Haagen Dazs**  
2017 - Tilloy-les-mofflaines (France)

**Application:**  
Industrial Process

**Plant type:** Hydronic system  
**Heating capacity:** 545 kW  
**Installed machines:**  
1xFOCS2-W HFO/H/CA-E/S 2101



**Gf Machining Solution**  
2016-17 - Losone (Switzerland)

**Application:**  
Industrial Process  
Tools & machinery

**Plant type:** Hydronic system  
**Cooling capacity:** 308 kW  
**Heating capacity:** 390 kW  
**Installed machines:**  
1x FOCS2 HFO/R-K/S 1902



for a greener tomorrow

Eco Changes is the Mitsubishi Electric Group's environmental statement, and expresses the Group's stance on environmental management. Through a wide range of businesses, we are helping contribute to the realization of a sustainable society.



## MITSUBISHI ELECTRIC HYDRONICS & IT COOLING SYSTEMS S.p.A.

Head Office: Via Sarson 57/c - 36061 Bassano del Grappa (VI) - Italy

Tel (+39) 0424 509 500 - Fax (+39) 0424 509 509

[www.climaveneta.com](http://www.climaveneta.com)

[www.melcohit.com](http://www.melcohit.com)

